

MyConverter

This is a **simple converter App** which converts a Quantity from one unit to another.

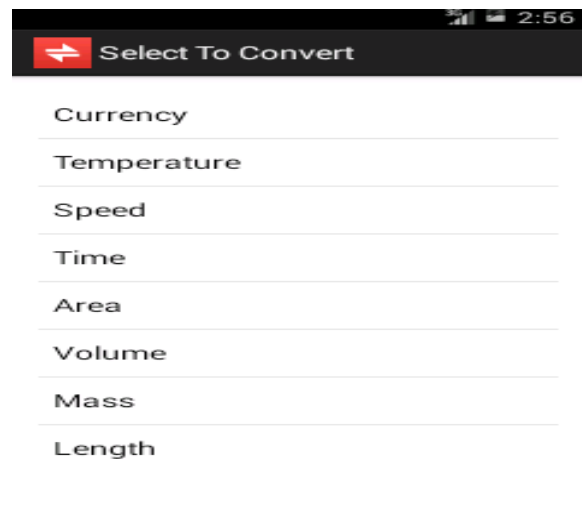
First screen should be a simple splash screen shown as follows:



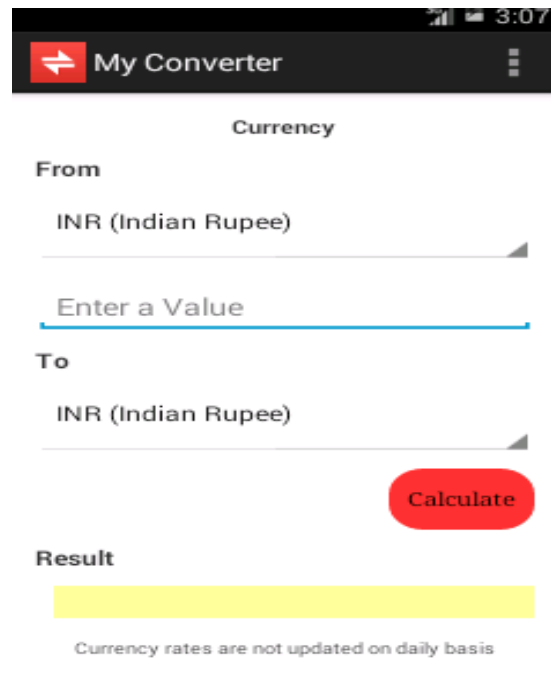
Code snippet for splash screen:

```
Thread t=new Thread(){
public void run(){
try {
sleep(3*1000);
Intent i=new
Intent(getApplicationContext(),AboutConverter.class);
startActivity(i);
finish();
} catch (InterruptedException e) {
// TODO Auto-generated catch block
e.printStackTrace();
}
};
t.start();
}
```

Second screen should contain a **ListView** displaying all the parameters that needs to be converted:

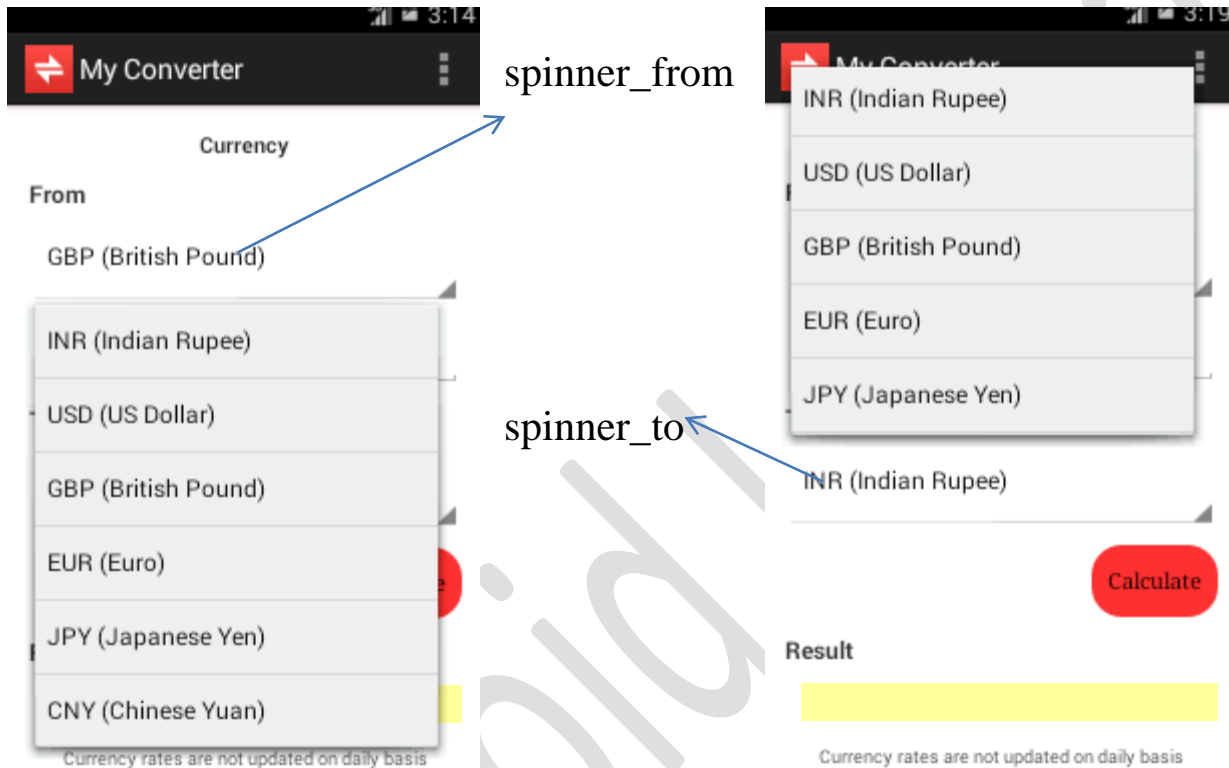


On selecting any of the category from ListView interface , display should be as follows: (**Note: UI should be same for all the categories**)



This interface consists of 2 spinner views(say spinnerfrom, spinnerto), 1 button and 1 textview.

spinnerfrom for currency should appear as follows:



In spinner_from we choose the parameter we need to convert where as in spinner_to we select the quantity in which it needs to be converted and in edit text we should provide input as the value(only numeric should be allowed).

Code snippet for registering Listener on spinner view:

```
spinnerfrom.setOnItemClickListener(new OnItemSelectedListener() {  
    @Override  
    public void onItemClick(AdapterView<?> parent, View v,  
        int position, long id) {  
        // TODO Auto-generated method stub  
        from = position;  
    }  
})
```

Android Internship Project

```
@Override
public void onNothingSelected(AdapterView<?> arg0) {
    // TODO Auto-generated method stub
}

});

spinnerto.setOnItemSelectedListener(new OnItemSelectedListener() {

@Override
public void onItemSelected(AdapterView<?> parent, View v,
    int position, long id) {
    // TODO Auto-generated method stub
    to = position;
}

@Override
public void onNothingSelected(AdapterView<?> arg0) {
    // TODO Auto-generated method stub
}

});
```

Conversion Interface

is as follows :



Android Internship Project

Show the following conversions in each category:

- **Currency:**

- INR (Indian Rupee)
 - USD (US Dollar)
 - GBP (British Pound)
 - EUR (Euro)

Each student should find the exact conversion formula from 1 unit to another.

- **Area:**

- Square Kilometer
 - Hectares
 - Square mile
 - Acres

- **Length:**

- Kilometer
 - Meter
 - Centimeter
 - Decimeter

Each student should download the apk of ConverterApp from Google Play (

- **Volume:**

- Liters
 - Milliliters
 - Cubic meters
 - Gallons

Refer :

<https://play.google.com/store/apps/details?id=com.suven.converter>

- **Speed:**

- Miles/hour
 - Meters/sec
 - Km/hour
 - Feet/sec
 - Knot

)

Study the UI and code accordingly.

- **Time:**

- Milliseconds
 - Seconds
 - Minutes
 - Hours